



A Guide to Bin Sizes & Dimensions

Wrightway Products ... 0266 227 111 ... E: sales@wrightway.com.au ... W: www.wrightway.com.au

Measurements are to be used as a guide only - Variations will and do occur

Wrightway Products

1st June 2016: Weights according to in-house research:

35 L Round Bin ...	2.2kg	With Lid Lifta ...	3.0kg
50 L Round Bin ...	3.0kg	With Lid Lifta ...	3.8kg
60 L Standard MGB ...	6.1kg	With Lid Lifta ...	8.3kg
60 L Retro (with handle) ...	6.35kg	Lid Lifta NA	
80 L Standard MGB ...	7.7kg	With Lid Lifta ...	9.9kg
80 L Retro (with handle) ...	7.95kg	Lid Lifta NA	
120 L MGB ...	8.4kg	With Lid Lifta ...	10.7kg
140 L MGB ...	10.3kg	With Lid Lifta ...	12.7kg
240 L MGB ...	11.5kg	With Lid Lifta ...	14.3kg

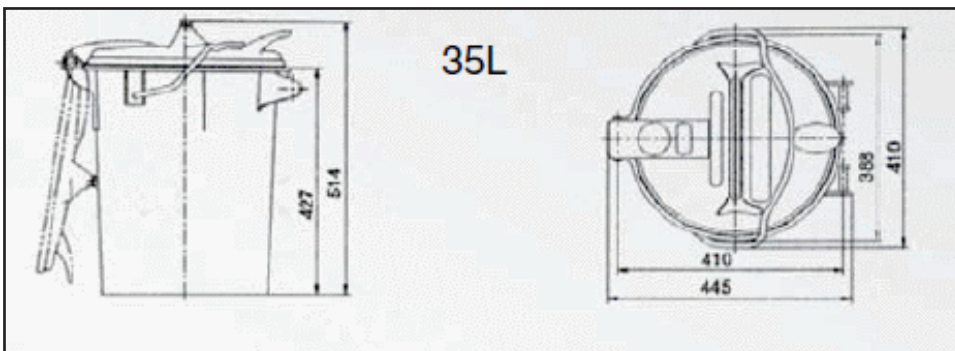
2 Wheel bin sizing guide

The following chart is designed to give you an idea of the size of each bin in comparison to a person of average height (175cm).



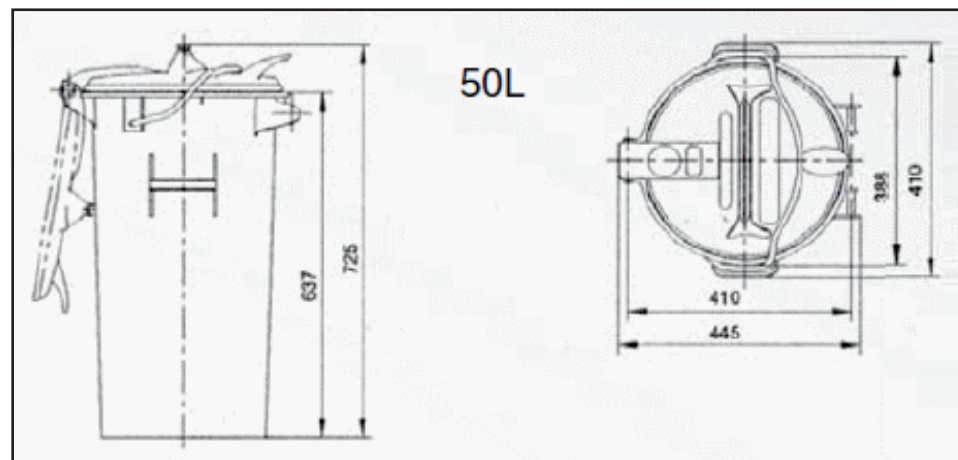
Round Bins

Nominal Volume	35ltr	50ltr
Net weight	2.4kg	3.1kg
Permitted total weight (To be used with automatic lifter)	20kg	30kg



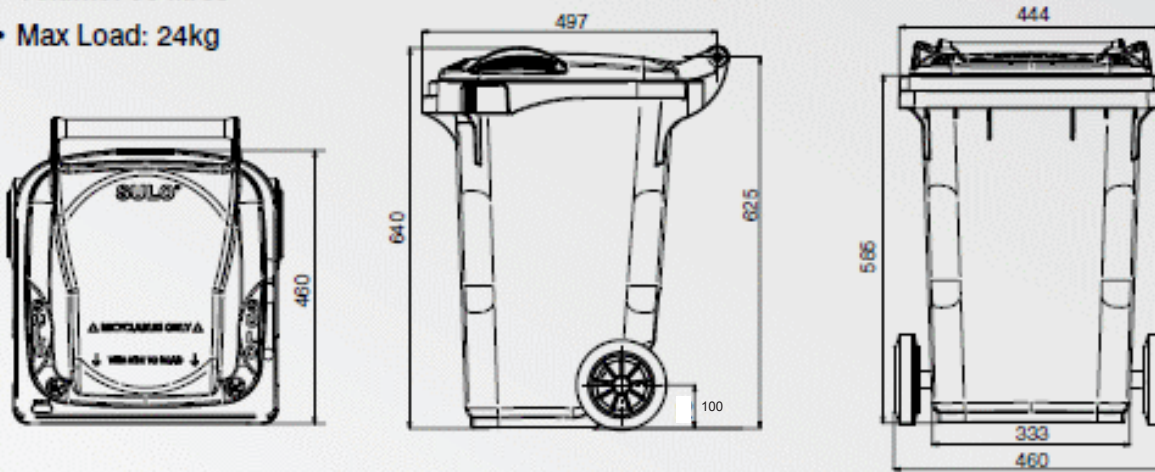
Measurements from in-house research:

The measurements shown on this document were verified as correct 1st June 2016



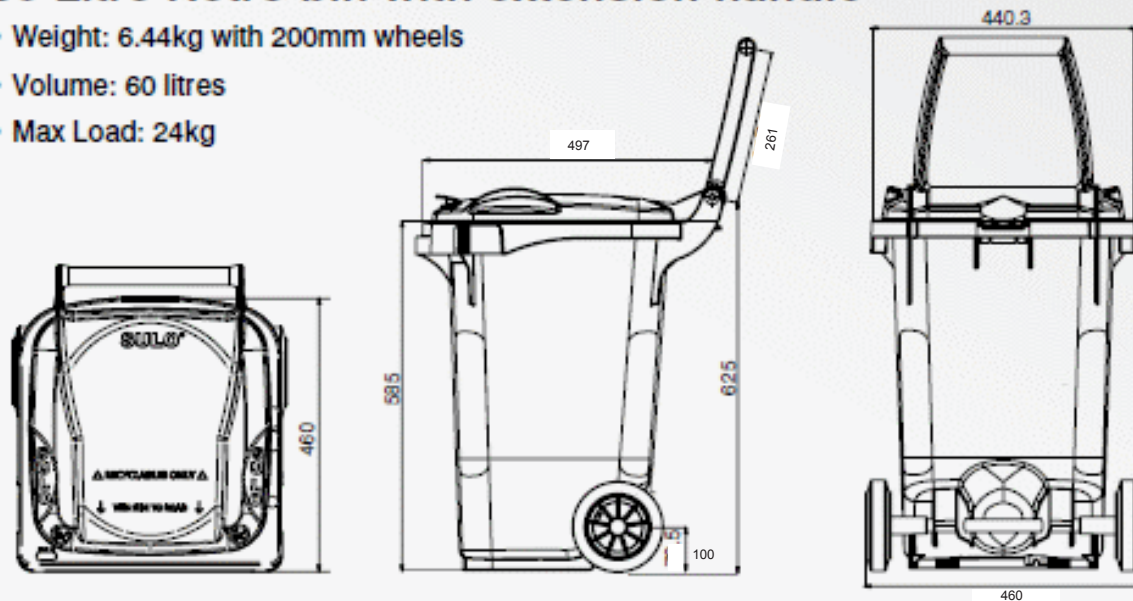
60 litre Standard

- Weight: 6.19kg with 200mm wheels
- Volume: 60 litres
- Max Load: 24kg



60 Litre Retro bin with extension handle

- Weight: 6.44kg with 200mm wheels
- Volume: 60 litres
- Max Load: 24kg



LEFT:
Standard 60 L and 80 L MGBs
can have Lid Lifta attached as
required.

BELOW:

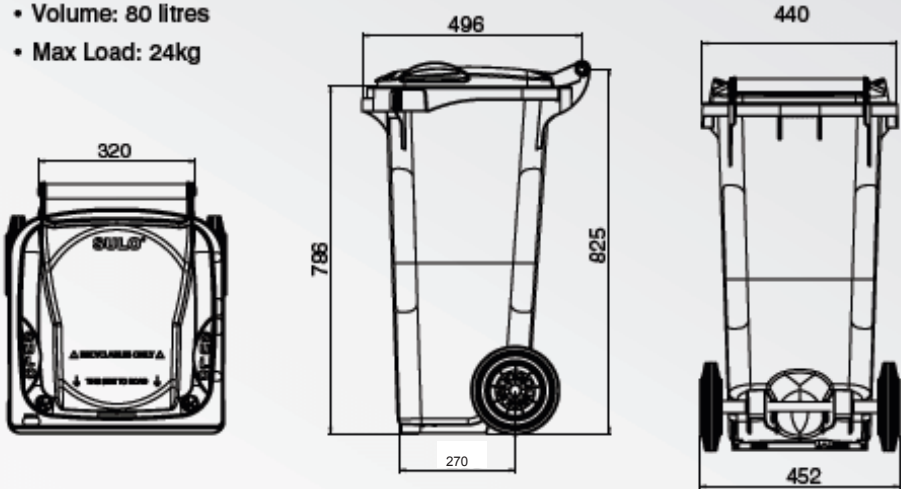
Retro 60 L and Retro 80 L bins have a fold down handle.
Lid Lifta is not available for these models



120 Litre

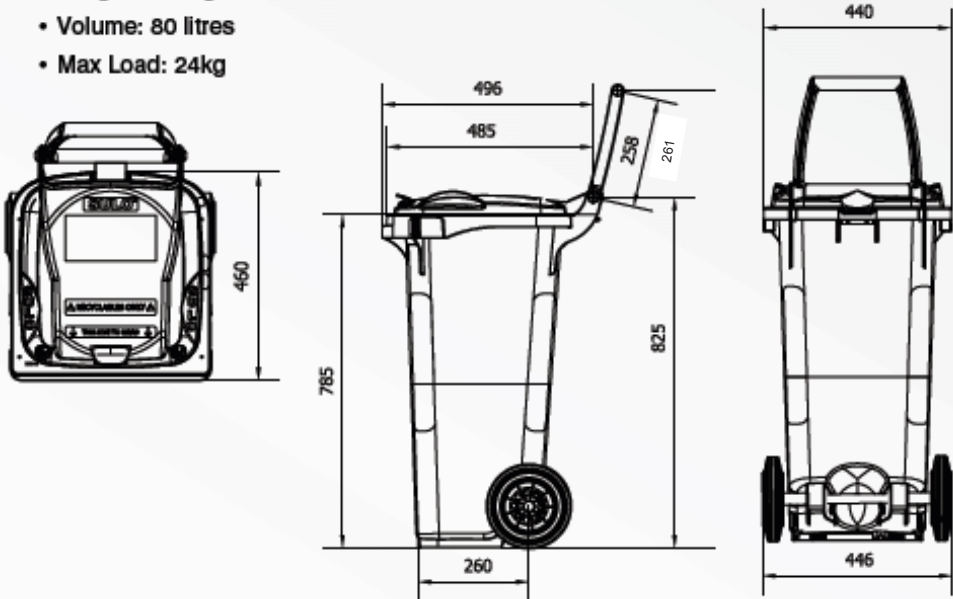
80 litre Standard

- Weight: 6.19kg with 200mm wheels
- Volume: 80 litres
- Max Load: 24kg



80 Litre Retro bin with extension handle

- Weight: 6.44kg with 200mm wheels
- Volume: 80 litres
- Max Load: 24kg

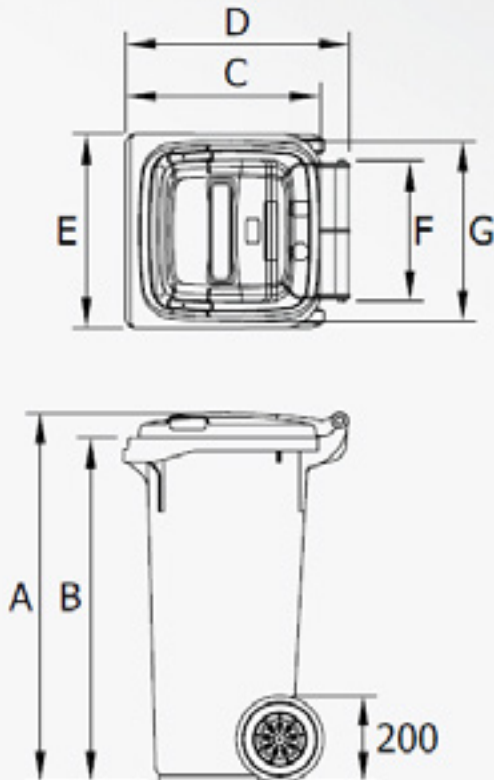


Dimensions - Weights - Standards

- Nominal volume: 120 litres
- Net weight: approx 9.3 kg
- Max load: 48 kg
- Permitted total weight: 60 kg

■ A	930 mm	■ D	550 mm	■ G	480 mm
■ B	870 mm	■ E	480 mm		
■ C	480 mm	■ F	345 mm		

Measurements to be used as a guide only - variations will occur



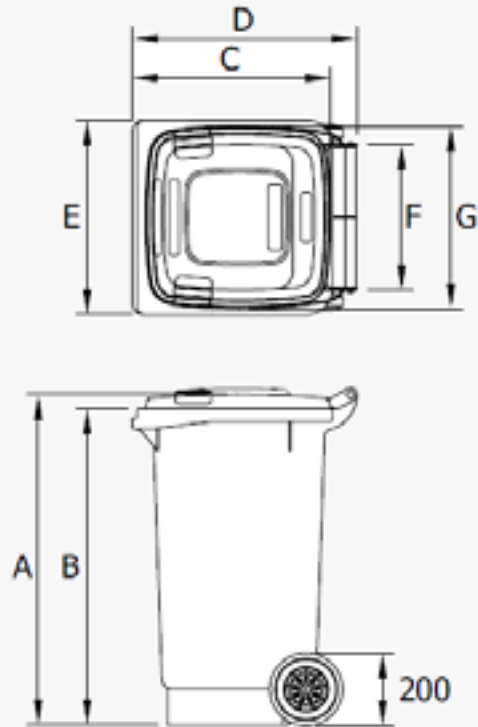
140 Litre

Dimensions - Weights - Standards

- Nominal volume: 140 litres
- Net weight: approx 10.4 kg
- Max load: 56 kg
- Permitted total weight: 70 kg

- | | | | | | |
|-----|--------|-----|--------|-----|--------|
| ■ A | 915 mm | ■ D | 625 mm | ■ G | 540 mm |
| ■ B | 865 mm | ■ E | 535 mm | | |
| ■ C | 550 mm | ■ F | 405 mm | | |

Measurements to be used as a guide only - variations will occur



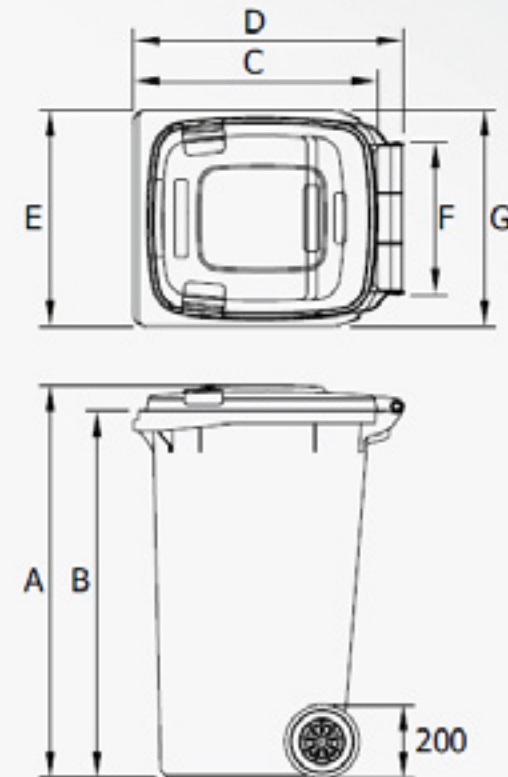
240 Litre Standard Wheelie Bin

Dimensions - Weights - Standards

- Nominal volume: 240 litres
- Net weight: approx 13 kg
- Max load: 96 kg
- Permitted total weight: 110 kg

- | | | | | | |
|-----|---------|-----|--------|-----|--------|
| ■ A | 1050 mm | ■ D | 730 mm | ■ G | 590 mm |
| ■ B | 980 mm | ■ E | 585 mm | | |
| ■ C | 655 mm | ■ F | 410 mm | | |

Measurements to be used as a guide only - variations will occur



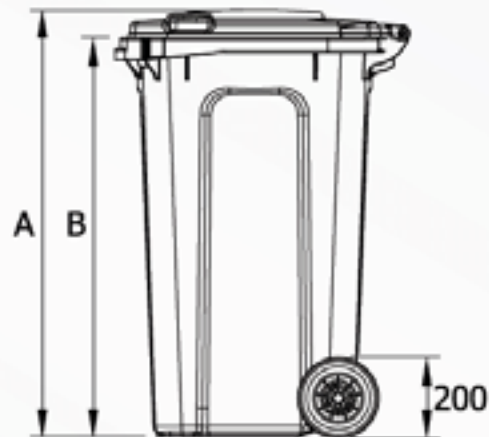
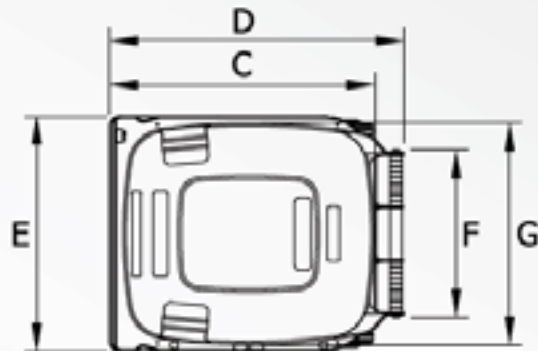
240 Litre KSB (Special Order)

Dimensions and Weights

- Nominal volume: 240 litres
- Net weight: approx 12.5 kg
- Max load: 96 kg
- Permitted total weight: 110 kg (incl. bin)

- A 1050 mm
- B 980 mm
- C 655 mm
- D 730 mm
- E 585 mm
- F 410 mm
- G 590 mm

Measurements to be used as a guide only - variations will occur



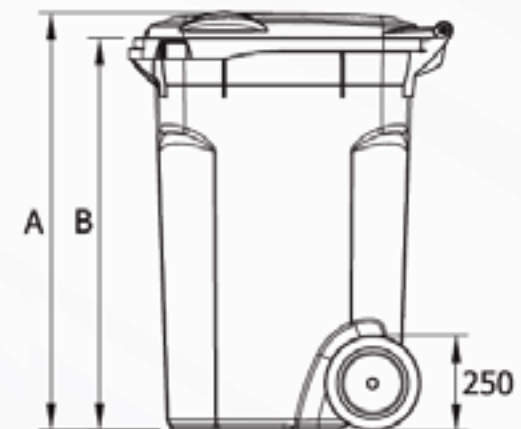
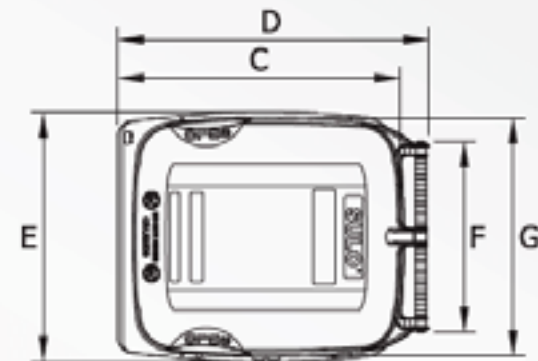
360 Litre

Dimensions - Weight - Standards

- Nominal volume: 360 litres
- Net weight: approx 17 kg
- Max load: 144 kg
- Permitted total weight: 159 kg

- A 1100 mm
- B 1028 mm
- C 770 mm
- D 848 mm
- E 680 mm
- F 520 mm
- G 650 mm

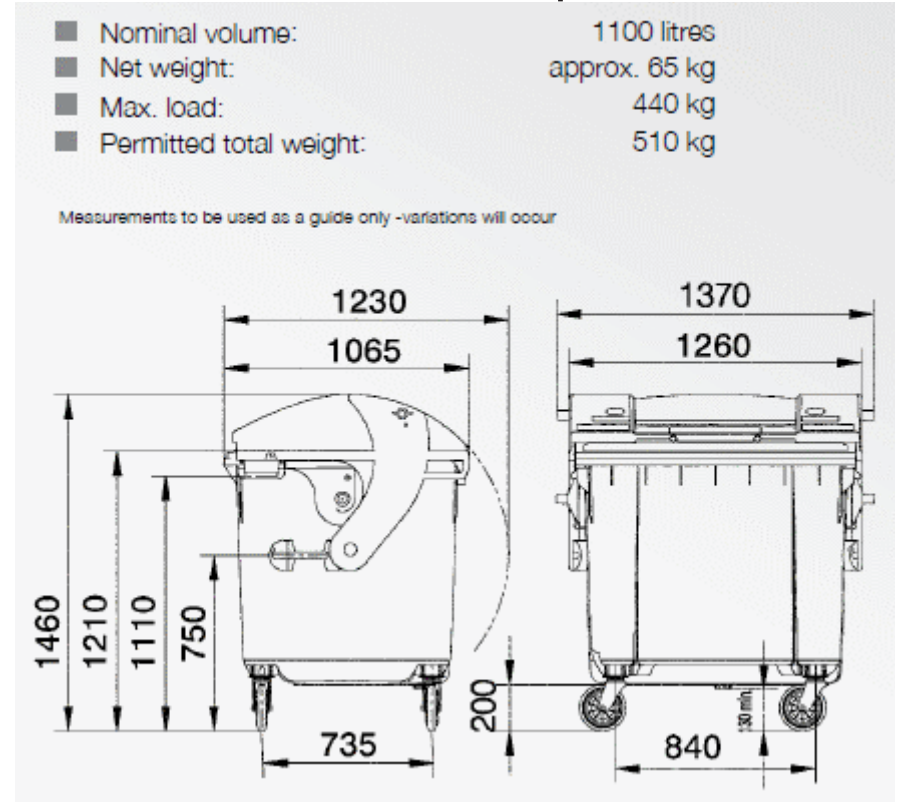
Measurements to be used as a guide only - variations will occur



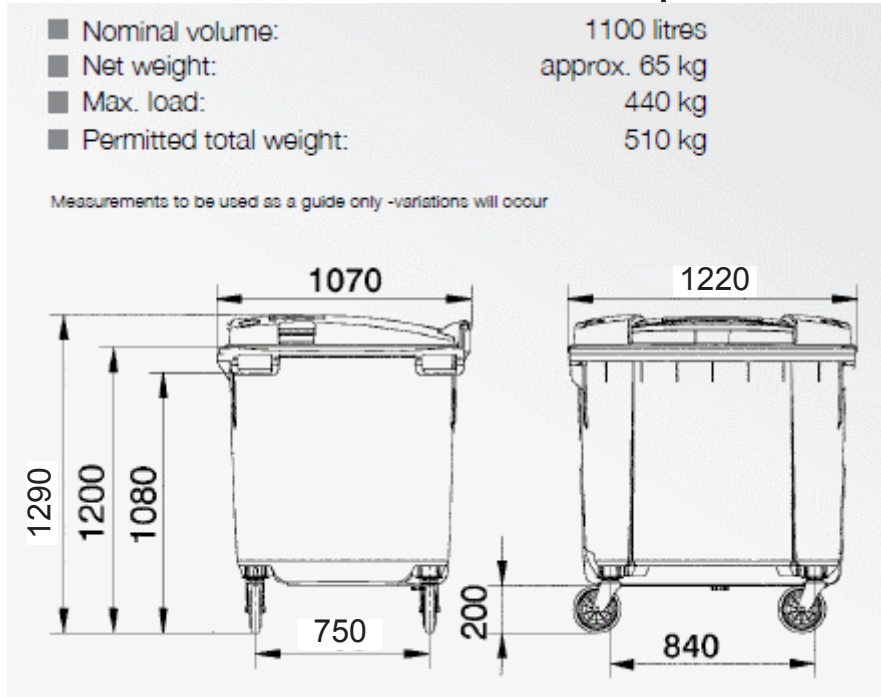
660 Litre 4-Wheeled Skip Bin



1100 Litre 4-Wheeled Skip Bin - Dome Lid



1100 Litre 4-Wheeled Skip Bin



**For more information and/or quotes, please contact
Wrightway Products**

Email: office@wrightway.com.au

Phone: 0266 227 111

Web: www.wrightway.com.au

**More information on our diverse variety of bins and
bin accessories use the following link:**

<http://wrightwayproducts.com.au/lid-lifta-bins.html>